

BS EN ISO 2400:2012



BSI Standards Publication

# Non-destructive testing — Ultrasonic testing — Specification for calibration block No. 1

**bsi.**

...making excellence a habit.™

**National foreword**

This British Standard is the UK implementation of EN ISO 2400:2012. It supersedes BS EN 12223:2000 which is withdrawn.

The UK participation in its preparation was entrusted to Technical Committee WEE/46, Non-destructive testing.

A list of organizations represented on this committee can be obtained on request to its secretary.

This publication does not purport to include all the necessary provisions of a contract. Users are responsible for its correct application.

© The British Standards Institution 2012

Published by BSI Standards Limited 2012

ISBN 978 0 580 74127 2

ICS 19.100

**Compliance with a British Standard cannot confer immunity from legal obligations.**

This British Standard was published under the authority of the Standards Policy and Strategy Committee on 31 October 2012.

**Amendments issued since publication**

Amd. No.	Date	Text affected
----------	------	---------------

---

EUROPEAN STANDARD  
NORME EUROPÉENNE  
EUROPÄISCHE NORM

**EN ISO 2400**

September 2012

ICS 25.160.40

Supersedes EN 12223:1999

English Version

**Non-destructive testing - Ultrasonic testing - Specification for  
calibration block No. 1 (ISO 2400:2012)**

Essais non destructifs - Contrôle par ultrasons -  
Spécifications relatives au bloc d'étalonnage n° 1 (ISO  
2400:2012)

Zerstörungsfreie Prüfung - Ultraschallprüfung -  
Beschreibung des Kalibrierkörpers Nr 1 (ISO 2400:2012)

This European Standard was approved by CEN on 14 September 2012.

CEN members are bound to comply with the CEN/CENELEC Internal Regulations which stipulate the conditions for giving this European Standard the status of a national standard without any alteration. Up-to-date lists and bibliographical references concerning such national standards may be obtained on application to the CEN-CENELEC Management Centre or to any CEN member.

This European Standard exists in three official versions (English, French, German). A version in any other language made by translation under the responsibility of a CEN member into its own language and notified to the CEN-CENELEC Management Centre has the same status as the official versions.

CEN members are the national standards bodies of Austria, Belgium, Bulgaria, Croatia, Cyprus, Czech Republic, Denmark, Estonia, Finland, Former Yugoslav Republic of Macedonia, France, Germany, Greece, Hungary, Iceland, Ireland, Italy, Latvia, Lithuania, Luxembourg, Malta, Netherlands, Norway, Poland, Portugal, Romania, Slovakia, Slovenia, Spain, Sweden, Switzerland, Turkey and United Kingdom.



EUROPEAN COMMITTEE FOR STANDARDIZATION  
COMITÉ EUROPÉEN DE NORMALISATION  
EUROPÄISCHES KOMITEE FÜR NORMUNG

**Management Centre: Avenue Marnix 17, B-1000 Brussels**

Contents	Page
Foreword.....	3

## Foreword

This document (EN ISO 2400:2012) has been prepared by Technical Committee CEN/TC 138 "Non-destructive testing", the secretariat of which is held by AFNOR, in collaboration with Technical Committee ISO/TC 135 "Non-destructive testing".

This European Standard shall be given the status of a national standard, either by publication of an identical text or by endorsement, at the latest by mars 2013, and conflicting national standards shall be withdrawn at the latest by mars 2013.

Attention is drawn to the possibility that some of the elements of this document may be the subject of patent rights. CEN [and/or CENELEC] shall not be held responsible for identifying any or all such patent rights.

This document supersedes EN 12223:1999.

According to the CEN/CENELEC Internal Regulations, the national standards organisations of the following countries are bound to implement this European Standard: Austria, Belgium, Bulgaria, Croatia, Cyprus, Czech Republic, Denmark, Estonia, Finland, Former Yugoslav Republic of Macedonia, France, Germany, Greece, Hungary, Iceland, Ireland, Italy, Latvia, Lithuania, Luxembourg, Malta, Netherlands, Norway, Poland, Portugal, Romania, Slovakia, Slovenia, Spain, Sweden, Switzerland, Turkey and the United Kingdom.

# Non-destructive testing — Ultrasonic testing — Specification for calibration block No. 1

## 1 Scope

This International Standard specifies requirements for the dimensions, material and manufacture of a steel block for calibrating ultrasonic test equipment used in manual testing.

## 2 Normative references

The following referenced documents are indispensable for the application of this document. For dated references, only the edition cited applies. For undated references, the latest edition of the referenced document (including any amendments) applies.

ISO 5577, *Non-destructive testing — Ultrasonic inspection — Vocabulary*

EN 1330-4, *Non-destructive testing — Terminology — Part 4: Terms used in ultrasonic testing*

EN 10025-2, *Hot rolled products of structural steels — Part 2: Technical delivery conditions for non-alloy structural steels*

## 3 Terms and definitions

For the purposes of this document, the terms and definitions given in ISO 5577 and EN 1330-4 apply.

## 4 Manufacture

### 4.1 Steel

Blocks shall be manufactured from steel grade S355J0, specified in EN 10025-2, or from steel of an equivalent grade.

### 4.2 Dimensions

The dimensions of calibration block No. 1 shall be as shown in Figure 1.

NOTE This International Standard does not include any requirement for a plastic insert.

### 4.3 Machining, heat treatment and surface finish

Blocks shall be rough-machined to a dimension of 320 mm × 120 mm × 30 mm before heat treatment which shall consist of:

- austenitizing at 920 °C for 30 min;
- rapid cooling (quenching) in water;
- tempering by heating to 650 °C for 3 h;
- cooling in still air.

All external surfaces shall be machined to an  $R_a$  value not greater than 0,8 µm.

Prior to final machining, the block shall be proven to be free from internal discontinuities. For this purpose, an ultrasonic examination shall be carried out after the heat treatment, with a longitudinal wave probe of at least 10 MHz nominal centre frequency and having a transducer size of 10 mm to 15 mm. The block shall be checked on the basis of all four long faces to cover the complete volume. With the probe positioned on the largest face of the block, the equipment gain shall be set to achieve a grain scatter noise of 10 % of the screen height. No echo shall have an amplitude greater than that of the grain scatter noise.

#### 4.4 Reference marks

Reference marks shall be permanently marked as shown in Figure 1 and Table 1.

### 5 Velocities

The velocities of longitudinal and transverse waves shall be determined as specified in Annex A. The velocities shall be determined within a maximum permissible error of  $\pm 0,2$  %, i.e. with an uncertainty of  $\pm 6$  m/s for transverse waves and  $\pm 12$  m/s for longitudinal waves.

The determined longitudinal wave velocity,  $v_l$ , shall be  $5\,920\text{ m/s} \pm 30\text{ m/s}$  and the transverse wave velocity,  $v_t$ , shall be  $3\,255\text{ m/s} \pm 15\text{ m/s}$ .

### 6 Marking

The block shall be permanently marked, in the area shown in Figure 1, with:

- a) the number of this International Standard, i.e. ISO 2400;
- b) the manufacturer's serial number and trade mark.

### 7 Declaration of conformity

A declaration shall be issued by the manufacturer for each block, containing:

- a) a statement that the block complies with this International Standard, i.e. ISO 2400;
- b) the mean value of the determined longitudinal wave velocities,  $v_l$ ; see Clause 5;
- c) the mean value of the determined transverse wave velocities,  $v_t$ ; see Clause 5.

### 8 Possible modifications to block No. 1

#### 8.1 General

One of the modifications in 8.2 or 8.3 shall be made to the block.

#### 8.2 Slots at zero point

If this modification is chosen, two slots at the zero point shall be machined (see Figure 2), which for angle beam probes provide calibrating signals at intervals of 100 mm.

#### 8.3 Circular reflector

If this modification is chosen, a circular arc reflector accessible from the longer sides of the block shall be machined, see Figure 3. For angle beam probes, this provides calibrating signals at beam path lengths of 25 mm, 225 mm, 350 mm, etc.

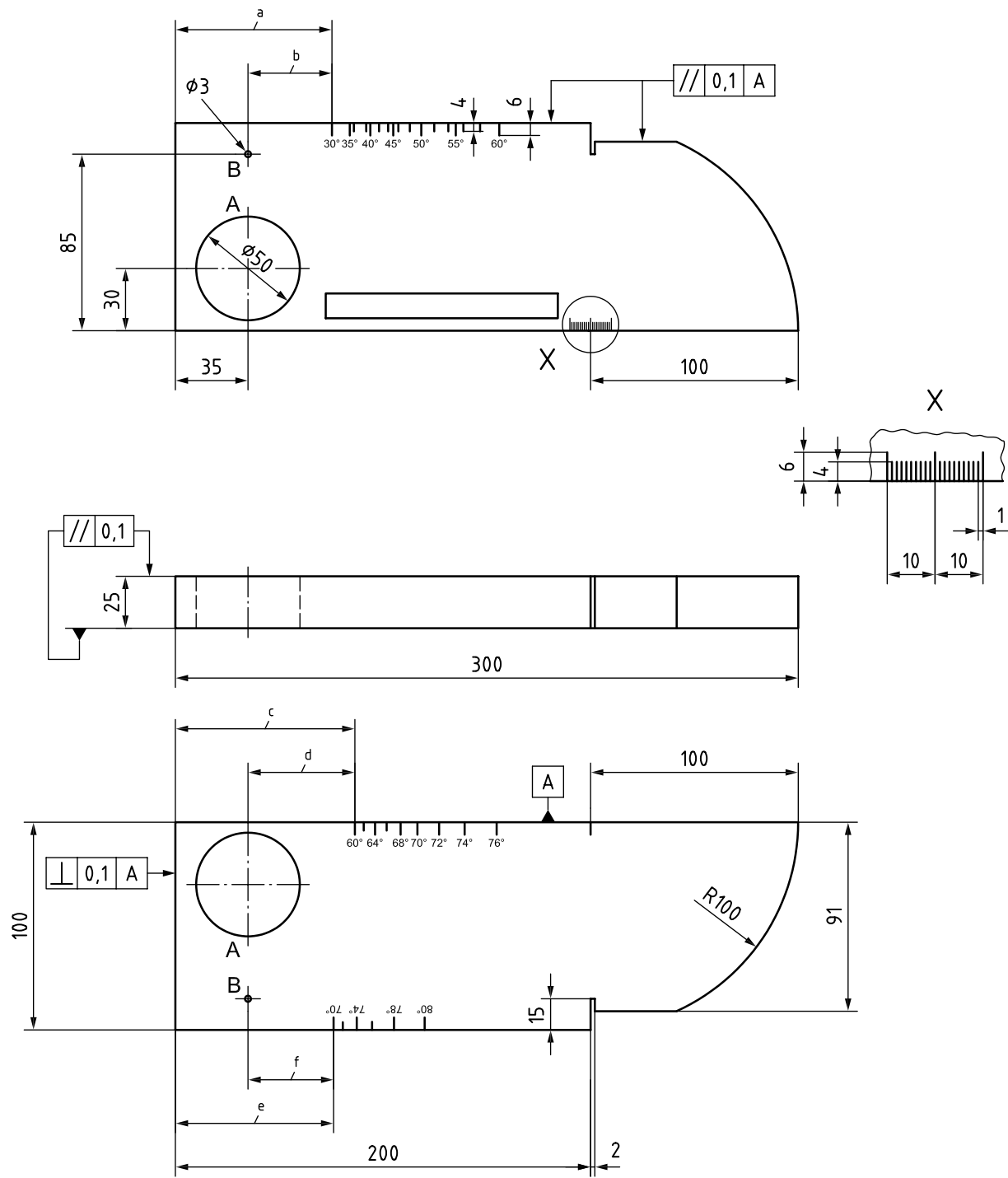
#### **8.4 Block thickness**

Thicker blocks are permitted.

### **9 Existing blocks**

Existing blocks fulfil the requirements of this International Standard provided that they meet the requirements on velocities (see Clause 5) and dimensions (see 4.2) with the exception that the small side-drilled hole may have a diameter of 1,5 mm.

Dimensions in millimetres



Tolerances, unless otherwise stated	$\pm 0,10$ mm	Height of characters for angle indents	5 mm
Angle identification and index mark lengths	$\pm 0,4$ mm	Surface finish, all over	$Ra \leq 0,8 \mu\text{m}$

Figure 1 — Block dimensions with tolerances

Table 1 — Indent distance

Distance <i>a</i> from the edge mm	Distance <i>b</i> from hole B mm	Indent with label	Indent without label
75,4	40,4	30°	
84,0	49,0	35°	
85,9	50,9		36°
91,7	56,7		39°
93,7	58,7	40°	
98,0	63,0		42°
102,6	67,6		44°
105,0	70,0	45°	
107,5	72,5		46°
112,7	77,7		48°
118,4	83,4	50°	
124,6	89,6		52°
131,3	96,3		54°
135,0	100,0	55°	
138,8	103,8		56°
147,0	112,0		58°
156,2	121,2	60°	
Distance <i>c</i> from the edge mm	Distance <i>d</i> from hole A mm	Indent with label	Indent without label
87,0	52,0	60°	
91,4	56,4		62°
96,5	61,5	64°	
102,4	67,4		66°
109,3	74,3	68°	
117,4	82,4	70°	
127,3	92,3	72°	
139,6	104,6	74°	
155,3	120,3	76°	
Distance <i>e</i> from the edge mm	Distance <i>f</i> from hole B mm	Indent with label	Indent without label
76,2	41,2	70°	
81,2	46,2		72°
87,3	52,3	74°	
95,2	60,2		76°
105,6	70,6	78°	
120,1	85,1	80°	

Dimensions in millimetres

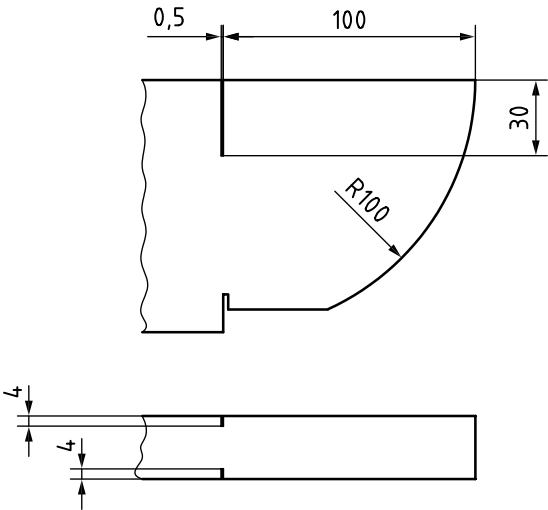


Figure 2 — Two zero-point slots

Dimensions in millimetres

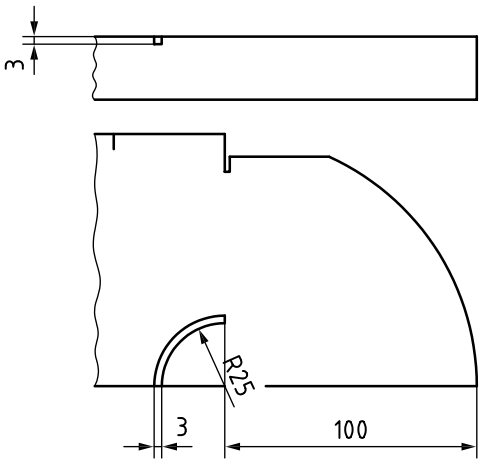


Figure 3 — Circular reflector

## **Annex A** (normative)

### **Determination of velocities**

#### **A.1 General**

This method first measures the physical dimensions of the block to an uncertainty of 0,01 mm. The areas to be used are checked to ensure that there are no variations in thickness greater than 0,01 mm over the area of the probe face. An instrument in conjunction with a straight-beam probe is then used to measure the time of flight (to an accuracy in the measurement of time difference of 0,2 %). Velocities are then calculated (path over time)<sup>1)</sup>. The time of flight is measured in different directions, i.e. at two well separated positions through the 25 mm thickness (one at the quadrant and one close to the large hole) and at one position through the 100 mm thickness. The measurements shall be carried out within the temperature range 17 °C to 23 °C.

#### **A.2 Longitudinal waves**

Use a probe with a nominal centre frequency of at least 5 MHz, broadband pulse and a transducer size of 10 mm to 15 mm in diameter. Measure the time difference between the first and second backwall echo.

#### **A.3 Transverse waves**

For all directions, use a 0° transverse wave probe of frequency 4 MHz to 5 MHz, broadband pulse and a transducer size of 10 mm to 15 mm in diameter. Measure the time difference between the first and second backwall echo.

Because transverse waves are polarized, make two measurements in each location of the probe with the plane of polarization in the second measurement perpendicular to the first measurement and parallel to one side of the block. Thus, for each calibration block, there are at least six values for transverse wave velocity.

---

1) 1 mm/μs ≡ 1 000 m/s

*This page deliberately left blank*

# British Standards Institution (BSI)

BSI is the national body responsible for preparing British Standards and other standards-related publications, information and services.

BSI is incorporated by Royal Charter. British Standards and other standardization products are published by BSI Standards Limited.

## About us

We bring together business, industry, government, consumers, innovators and others to shape their combined experience and expertise into standards-based solutions.

The knowledge embodied in our standards has been carefully assembled in a dependable format and refined through our open consultation process. Organizations of all sizes and across all sectors choose standards to help them achieve their goals.

## Information on standards

We can provide you with the knowledge that your organization needs to succeed. Find out more about British Standards by visiting our website at [bsigroup.com/standards](https://bsigroup.com/standards) or contacting our Customer Services team or Knowledge Centre.

## Buying standards

You can buy and download PDF versions of BSI publications, including British and adopted European and international standards, through our website at [bsigroup.com/shop](https://bsigroup.com/shop), where hard copies can also be purchased.

If you need international and foreign standards from other Standards Development Organizations, hard copies can be ordered from our Customer Services team.

## Subscriptions

Our range of subscription services are designed to make using standards easier for you. For further information on our subscription products go to [bsigroup.com/subscriptions](https://bsigroup.com/subscriptions).

With **British Standards Online (BSOL)** you'll have instant access to over 55,000 British and adopted European and international standards from your desktop. It's available 24/7 and is refreshed daily so you'll always be up to date.

You can keep in touch with standards developments and receive substantial discounts on the purchase price of standards, both in single copy and subscription format, by becoming a **BSI Subscribing Member**.

**PLUS** is an updating service exclusive to BSI Subscribing Members. You will automatically receive the latest hard copy of your standards when they're revised or replaced.

To find out more about becoming a BSI Subscribing Member and the benefits of membership, please visit [bsigroup.com/shop](https://bsigroup.com/shop).

With a **Multi-User Network Licence (MUNL)** you are able to host standards publications on your intranet. Licences can cover as few or as many users as you wish. With updates supplied as soon as they're available, you can be sure your documentation is current. For further information, email [bsmusales@bsigroup.com](mailto:bsmusales@bsigroup.com).

## Revisions

Our British Standards and other publications are updated by amendment or revision.

We continually improve the quality of our products and services to benefit your business. If you find an inaccuracy or ambiguity within a British Standard or other BSI publication please inform the Knowledge Centre.

## Copyright

All the data, software and documentation set out in all British Standards and other BSI publications are the property of and copyrighted by BSI, or some person or entity that owns copyright in the information used (such as the international standardization bodies) and has formally licensed such information to BSI for commercial publication and use. Except as permitted under the Copyright, Designs and Patents Act 1988 no extract may be reproduced, stored in a retrieval system or transmitted in any form or by any means – electronic, photocopying, recording or otherwise – without prior written permission from BSI. Details and advice can be obtained from the Copyright & Licensing Department.

## Useful Contacts:

### Customer Services

**Tel:** +44 845 086 9001

**Email (orders):** [orders@bsigroup.com](mailto:orders@bsigroup.com)

**Email (enquiries):** [cservices@bsigroup.com](mailto:cservices@bsigroup.com)

### Subscriptions

**Tel:** +44 845 086 9001

**Email:** [subscriptions@bsigroup.com](mailto:subscriptions@bsigroup.com)

### Knowledge Centre

**Tel:** +44 20 8996 7004

**Email:** [knowledgecentre@bsigroup.com](mailto:knowledgecentre@bsigroup.com)

### Copyright & Licensing

**Tel:** +44 20 8996 7070

**Email:** [copyright@bsigroup.com](mailto:copyright@bsigroup.com)

## BSI Group Headquarters

389 Chiswick High Road London W4 4AL UK



...making excellence a habit.™